



## Galbes Waterway

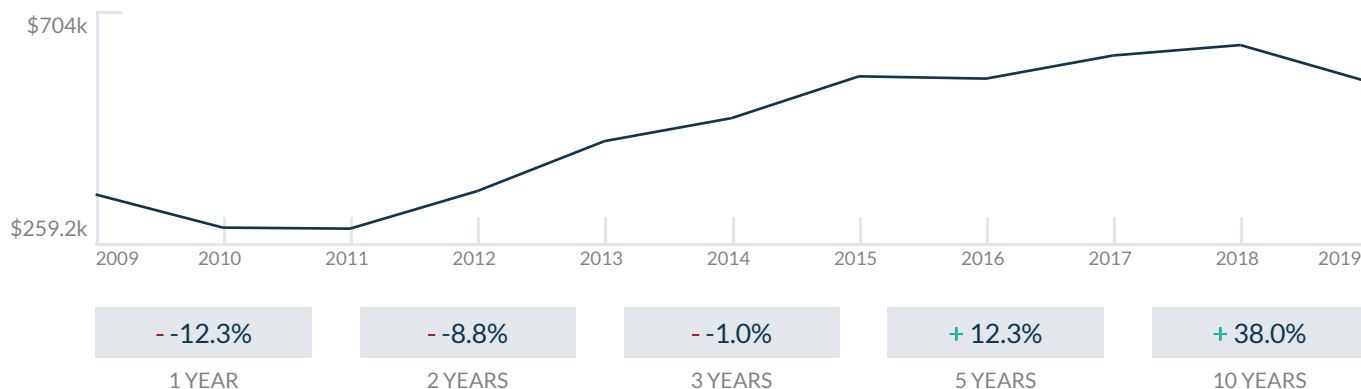
90 Edgewater Dr  
Coral Gables, FL 33133

Every month we compile this comprehensive market report focus on Galbes Waterway in this convenient and easy to read format. Our datas comes from more than six different sources including MLS Associations, County Offices and Financial Institutions. Get this report for free every month on our website [gableswaterwaycondosforsale.com](http://gableswaterwaycondosforsale.com).

## Property Stats

POSTAL CODE 33133

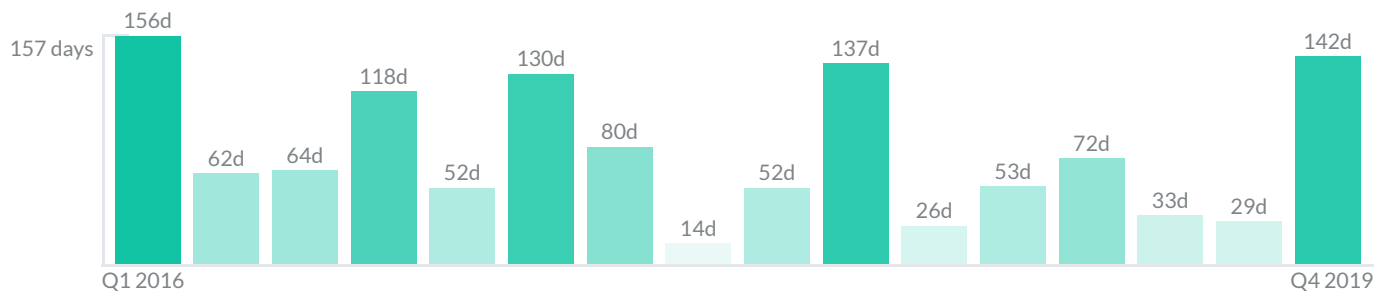
The property stats graph represents the median price evolution since ten years in your postal code area.



## Similar Properties

DAYS ON THE MARKET

Everyday 3 months we monitor how many days it takes for similar properties to be sold. This is also a good indicator to know when to buy or sale!

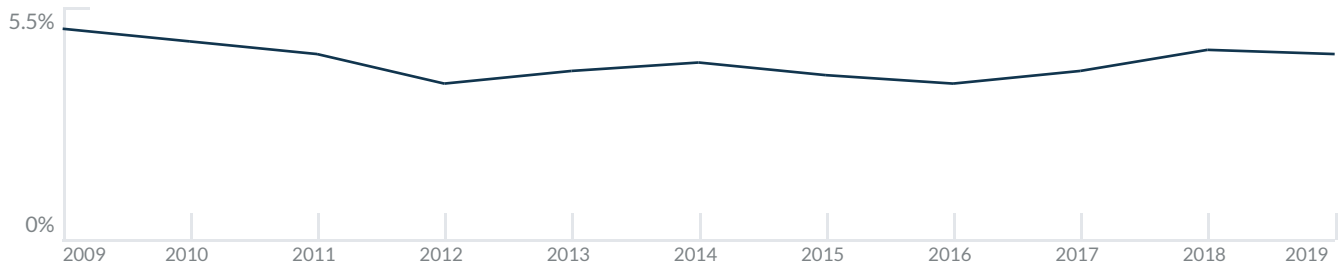


# Mortgage Rates

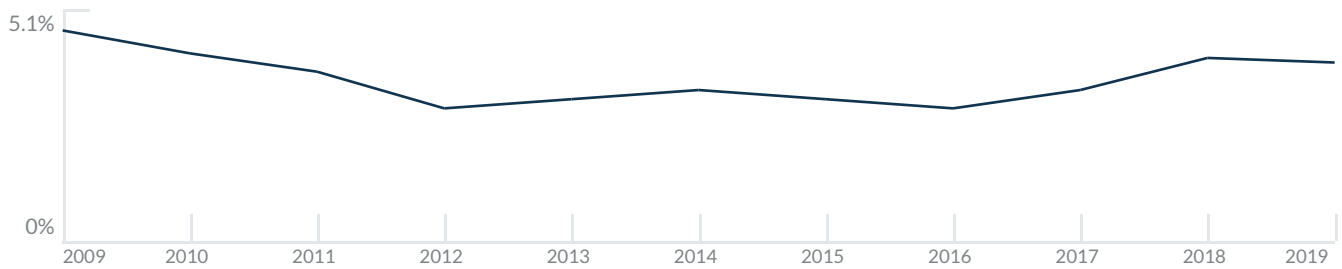
PER YEAR

Understanding mortgage economics is important when you want to buy with a loan. Below is the historical yearly average mortgage rates in the Unites States retrieved from Freddie Mac©

30 YEARS FIXED 4.4%



15 YEARS FIXED 3.9%



5/1-YEAR ADJUSTABLE 3.9%



# Schools

CLOSEST

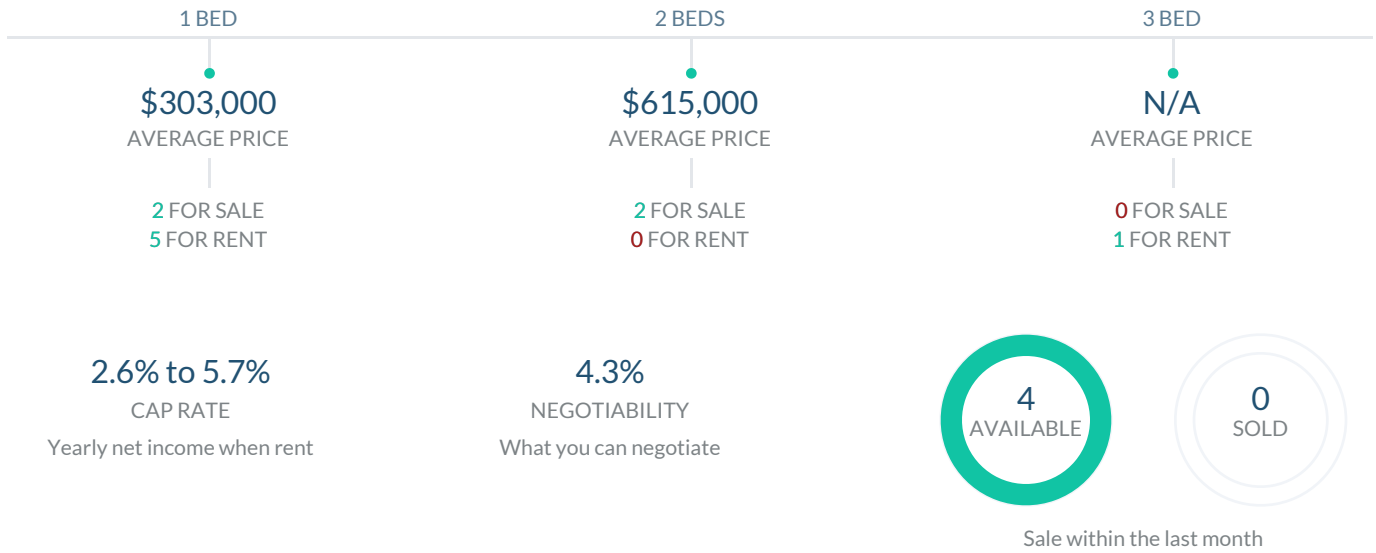
Having good schools nearby is important if you have kids or plan to rent or sell your home. Ratings are retrieved from the leading independent and nonprofit GreatSchools©

ELEMENTARY SCHOOL	MIDDLE SCHOOL	HIGH SCHOOL
Somerset Academy Elementary School	George Washington International Studies Prep	Parliamentary Academy
10/10	10/10	10/10

# Insights

IN GALBES WATERWAY



















Below the average listing prices of available unit per property type.



# Activity

SOLD OR RENTED

Below the latest transactions reported by the local MLS Association for Galbes Waterway

 <p><b>\$449,000</b>  2  2</p> <p>UNIT 415 <b>SOLD</b>   NOV 2019</p>	 <p><b>\$2,750</b>  2  2</p> <p>UNIT 202 <b>RENTED</b>   NOV 2019</p>	 <p><b>\$2,450</b>  1  1</p> <p>UNIT 1208 <b>RENTED</b>   AUG 2019</p>
 <p><b>\$260,000</b>  1  1</p> <p>UNIT 307 <b>SOLD</b>   JUL 2019</p>	 <p><b>\$8,000</b>  5  5</p> <p>UNIT - <b>RENTED</b>   JUN 2019</p>	 <p><b>\$385,000</b>  1  1</p> <p>UNIT PH11 <b>SOLD</b>   APR 2019</p>

## Sold

LAST 20 PROPERTIES SOLD IN GALBES WATERWAY

Unit	Price	Beds/Baths	\$/Sqft	Sqft	Buying Date	Days on Market
415	\$449,000	2/2	N/A	N/A	Oct 2019	142
307	\$260,000	1/1	\$285.7	910	Aug 2019	8
PH11	\$385,000	1/1	\$423.1	910	Jul 2019	50
918	\$320,000	1/1	\$351.6	910	Jun 2019	58
1119	\$260,000	1/1	\$285.7	910	Jun 2019	7
306	\$265,000	1/1	\$291.2	910	Mar 2019	69
1203	\$565,000	2/2	\$431.3	1,310	Jan 2019	74
N/A	\$225,000	0/0	N/A	N/A	Dec 2018	8
604	\$544,999	2/2	\$347.1	1,570	Oct 2018	97
1026	\$549,000	2/2	\$419.1	1,310	Aug 2018	31
310	\$258,000	1/1	\$283.5	910	Jul 2018	20
104	\$515,000	2/2	\$328.0	1,570	Apr 2018	137
108	\$225,900	1/2	\$248.2	910	Feb 2018	9
608	\$285,000	1/1	\$313.2	910	Jan 2018	136
1015	\$575,000	2/2	\$418.8	1,373	Jan 2018	12
423	\$225,000	1/1	\$255.7	880	Dec 2017	34
1209	\$265,000	1/1	\$291.2	910	Dec 2017	5
425	\$350,000	2/2	\$267.2	1,310	Nov 2017	4
516	\$225,000	1/1	\$247.3	910	Sep 2017	5
PH18	\$314,000	1/1	\$345.1	910	Aug 2017	175

## Rented

LAST 20 PROPERTIES RENTED IN GALBES WATERWAY

Unit	Price	Beds/Baths	\$/Sqft	Sqft	Rented Date	Days on Market
202	\$2,750	2/2	\$2.1	1,310	Oct 2019	30
1208	\$2,450	1/1	\$2.7	910	Oct 2019	50
-	\$8,000	5/5	\$1.7	4,770	Aug 2019	45
1222	\$2,000	1/1	\$2.2	910	Jun 2019	29
315	\$2,600	2/2	\$1.9	1,373	Jun 2019	42
1226	\$2,400	2/2	\$1.8	1,310	Jun 2019	13
PH18	\$2,198	1/1	\$2.4	910	Jun 2019	32
806	\$1,950	1/1	N/A	N/A	Jun 2019	27
1112	\$1,950	1/1	\$2.1	910	May 2019	15
N/A	\$30,000	6/7	\$4.4	6,851	May 2019	18
1122	\$2,100	1/1	\$2.3	910	May 2019	56
226	\$2,350	2/2	\$1.8	1,310	Apr 2019	40
324	\$2,850	2/2	\$1.8	1,570	Apr 2019	26
718	\$1,750	1/1	\$1.9	910	Apr 2019	177
919	\$2,400	1/1	\$2.6	910	Mar 2019	71
325	\$2,250	2/2	N/A	N/A	Mar 2019	52
611	\$1,648	1/1	\$1.8	910	Mar 2019	154
327	\$3,200	2/2	\$2.1	1,510	Mar 2019	32
917	\$1,975	1/1	\$2.2	910	Jan 2019	27
204	\$2,600	2/2	\$1.7	1,570	Dec 2018	10

## Currently Listed

---

ACTIVE LISTINGS 1/1

Unit	Price	Beds/Baths	\$/Sqft	Sqft	Listing Date	Owner
4	\$1,375/mth	1/1	\$2.1	650	Nov 2019	N/A
106	\$285,000	1/2	\$313.2	910	Oct 2019	N/A
307	\$2,100/mth	1/2	\$2.3	910	Oct 2019	ANGELA RECI...
427	\$580,000	2/3	\$384.1	1510	Nov 2019	GILBERTO BA...
512	\$320,000	1/2	\$351.6	910	Oct 2019	MARIA C MAL...
620	\$1,950/mth	1/2	\$2.1	910	Nov 2019	DANIELA A Z...
724	\$650,000	2/3	\$414.0	1570	Oct 2019	ISABEL LINO...
724	\$2,800/mth	3/3	\$1.8	1570	Nov 2019	ISABEL LINO...
1008	\$1,950/mth	1/2	\$2.1	910	Oct 2019	BICH M NGUY...
1220	\$1,900/mth	1/2	\$2.1	910	Nov 2019	ANTHONY A...